




OPEN ACCESS

# Beyond cycle lanes and large-scale infrastructure: a scoping review of initiatives that groups and organisations can implement to promote cycling for the Cycle Nation Project

Paul Kelly <sup>1</sup>, Chloë Williamson,<sup>1</sup> Graham Baker,<sup>1</sup> Adrian Davis,<sup>1,2</sup> Sarah Broadfield,<sup>3</sup> Allison Coles,<sup>3</sup> Hayley Connell,<sup>4</sup> Greig Logan,<sup>4,5</sup> Jill P Pell,<sup>4</sup> Cindy M Gray,<sup>4</sup> Jason MR Gill,<sup>4,5</sup> On behalf of the Cycle Nation Project

► Additional material is published online only. To view please visit the journal online (<http://dx.doi.org/10.1136/bjsports-2019-101447>).

<sup>1</sup>Physical Activity for Health Research Centre, University of Edinburgh, Edinburgh, UK

<sup>2</sup>Transport Research Institute, Edinburgh Napier University, Edinburgh, UK

<sup>3</sup>British Cycling, Manchester, UK

<sup>4</sup>Institute of Health and Wellbeing, University of Glasgow, Glasgow, UK

<sup>5</sup>Institute of Cardiovascular and Medical Sciences, University of Glasgow, Glasgow, UK

## Correspondence to

Dr Paul Kelly, Physical Activity for Health Research Centre, University of Edinburgh, Edinburgh EH8 8AQ, UK; [p.kelly@ed.ac.uk](mailto:p.kelly@ed.ac.uk)

Accepted 27 January 2020



© Author(s) (or their employer(s)) 2020. Re-use permitted under CC BY-NC. No commercial re-use. See rights and permissions. Published by BMJ.

**To cite:** Kelly P, Williamson C, Baker G, *et al*. *Br J Sports Med* Epub ahead of print: [please include Day Month Year]. doi:10.1136/bjsports-2019-101447

## ABSTRACT

**Background/objectives** Cycling has well-established positive relationships with health. Evidence suggests that large-scale infrastructure and built-environment initiatives to promote cycling are likely to be necessary but not sufficient to maximise cycling participation. Smaller-scale initiatives that can be implemented by organisations (eg, employers) and groups (eg, community groups) are therefore also important, but the full range of feasible activities to promote cycling is not known. We aimed to scope the literature and map organisational, social and individual level activities to increase cycling.

**Methods** Design: Scoping review following an established five-stage process.

Eligibility criteria: Studies or publicly available reports describing cycling promotion initiatives deemed feasible for organisations or groups to implement.

Sources of evidence and selection: (i) online databases (Ovid (Medline), Ovid (Embase), SportDISCUS (Ebscohost), ProQuest, Web of Science), (ii) existing systematic reviews, (iii) expert stakeholder consultation.

**Results** We extracted data from 129 studies and reports, from 20 different countries, identifying 145 cycling promotion initiatives. From these initiatives we identified 484 actions within 93 action types within 33 action categories under the nine intervention functions described by Michie *et al*. Environmental restructuring (micro-level), enablement, education and persuasion were the functions with the most action types, while coercion, modelling and restriction had the fewest action types.

**Conclusion** This is the first comprehensive map to summarise the broad range of action types feasible for implementation within organisation/group-based cycling promotion initiatives. The map will be a critical tool for communities, employers, practitioners and researchers in designing interventions to increase cycling.

## BACKGROUND AND RATIONALE

Cycling (for transport, commuting or leisure) has well-established positive direct relationships with, and effects on, health.<sup>1</sup> A recent evidence review identified that cycling is associated with reduced risk and lower incidence of multiple physical and mental health conditions.<sup>2</sup> Systematic review and meta-analysis have shown cycling to be associated with lower risk of premature all-cause mortality.<sup>3</sup>

Indirectly, when cycling replaces motorised transport it can also reduce emissions that harm health and the environment.<sup>4</sup>

With the population and individual benefits of cycling increasingly accepted, it is important to understand what can be done to promote this behaviour. A helpful model for considering the scale, design and implementation of cycling promotion interventions is the ecological model,<sup>5,6</sup> which suggests that interventions can be targeted at the: (i) individual level, (ii) social level (including organisational), (iii) physical environment, (iv) the policy level or finally (v) across multiple levels.<sup>5</sup>

There already exists a comprehensive evidence base for cycling (and active travel) interventions and health, characterised by a number of systematic reviews and meta-analyses. These are summarised in [table 1](#), and show the breadth of evidence for cycling promotion at different levels of the ecological model. The evidence reported in [table 1](#) suggests that there is a considerable body of evidence for the effectiveness of large-scale built environment approaches to promote cycling, with multiple reviews reporting on these approaches.<sup>7–13</sup> The evidence emphasises the importance of creating safe, designated (or segregated), connected and supportive routes and urban environments. In contrast, there is more of an evidence gap for ‘behaviour based’ initiatives at the social or individual level, with Stewart *et al* noting ‘little robust evidence’ and Savan *et al* describing a ‘paucity of evidence’.<sup>14,15</sup> Porter *et al* recently noted there is limited evidence for the factors that can affect cycling at the ‘institutional level’.<sup>16</sup>

It is clearly helpful and important to know about the evidence for large-scale physical environment interventions. However, many (if not all) of these actions are beyond the reach of communities or organisations such as charities, workplaces or schools who may still have an aim to, or interest in, promoting cycling. Therefore it is also important to understand more about feasible and scalable approaches such organisations could implement. For this purpose, the physical environment could be considered at the macro/micro-levels (see [figure 1](#)). A macro-physical environment approach might include new or improved cycle paths and be beyond the scale, cost and planning powers that individual groups and organisations (eg, employers, schools)

**Table 1** An overview of key reviews on potential solutions and facilitators for promoting cycling (studies from non-systematic review of the literature)

Study and year	Level of intervention in the ecological model	Review type	Main findings
Panter <i>et al</i> <sup>13</sup> (2019)	Policy Physical Environment	Systematic review	Reviewed 13 interventions to promote cycling (and walking) and reported that six had significant positive effects. Identified three common resources that interventions provide (i) improving accessibility and connectivity; (ii) improving traffic and personal safety; and (iii) improving the experience of (walking and) cycling. Despite limited evidence the most effective interventions appear to target accessibility and safety.
Kärmeniemi <i>et al</i> <sup>9</sup> (2018)	Physical Environment	Systematic review	Reviewed 21 prospective cohort studies and 30 natural experiments. New routes and bike lanes, traffic free routes, perceived access to destinations, bus-ways with parallel cycling paths and reductions in perceived danger all predicted increases in cycling.
Winters <i>et al</i> <sup>10</sup> (2017)	Policy	Policy review	Reviewed 17 review articles. Policies related to active travel may operate at various levels of the ecological framework, including society, cities, routes or individuals. The provision of convenient, safe and connected walking and cycling infrastructure is at the core of promoting active travel, but policies may work best when implemented in comprehensive packages.
Savan <i>et al</i> <sup>15</sup> (2017)	Social Individual	Literature analysis	Narrative review with number of studies not stated. Five key strategies were reported: (i) strategic population segmentation; (ii) identification and removal of barriers; (iii) the use of commitment strategies, including the foot in the door (small initial commitment) and pledge techniques; (iv) tactics to sustain behaviour change, including visual images, prompts, reminders, social cues and modelling, social norms, branding, feedback and incentives; and (v) ongoing social support, through modelling, local hubs and community involvement.
Giles-Corti <i>et al</i> <sup>11</sup> (2016)	Policy Physical Environment	Review	Narrative review with number of studies not stated. Eight 'Urban' and 'Transport planning and design' policies were reported. Urban design interventions included connective design, residential density, distance to public transport, land-use diversity and neighbourhood desirability. Planning interventions included destination accessibility, employment distribution and parking demand management.
Fell and Kivinen <sup>17</sup> (2016)	Physical Environment Social	Rapid evidence assessment	Reviewed 55 studies. Effective interventions included personal travel planning, cycle to work days, cycle-hire/bike-share schemes, provision of dedicated cycling lanes (and bicycle parking) and some school-based interventions. The best investment strategy may comprise a strategic, networked approach and is likely to comprise a mix of measures.
Stewart <i>et al</i> <sup>14</sup> (2015)	Physical Environment Social Individual	Systematic review	Reviewed 12 studies which aimed to increase commuter cycling and reported: (i) mixed effects for social and individual level approaches (bike to work (salary sacrifice for purchase) schemes; a self-help programme; a support programme; cycling training programmes); 2) small, positive effects in large populations for environmental level approaches (building a bridge; city-wide infrastructure; whole of city investment approaches).
Hunter <i>et al</i> <sup>12</sup> (2015)	Physical Environment Social	Systematic review	Reviewed 12 studies. An urban greenway trail showed increases in cycling. A promotion campaign of a newly constructed rail trail showed that intervention group cyclists increased mean cycling time compared with control area cyclists.
Mayne <i>et al</i> <sup>8</sup> (2015)	Physical Environment	Systematic review	Review included six studies with cycling outcomes. Bike lanes and off-street bike paths increased cycling in three out of four studies. Two studies found increased cycling after implementation of the London and Montreal bicycle share programmes.
Community Preventive Services Task Force <sup>7</sup> (2015)	Physical Environment	Systematic review (non-peer reviewed US government policy document)	Reported 90 studies that provided evidence for the effectiveness of cycling infrastructure including protected bicycle lanes, trails, traffic calming, intersection design, street lighting and landscaping.
Scheepers <i>et al</i> <sup>22</sup> (2014)	Physical Environment Social Individual	Systematic review	Of 14 studies reporting effects on cycling, 10 reported increases in cycling. Increases in cycling were demonstrated for an annual short-term campaign, workplace travel plans (eg, storage, subsidised bicycles, facilities), commuter cycling promotion, financial incentives, car-free city centres, town-wide initiatives, cycle proficiency classes, individualised marketing, smart bicycles and bicycle sharing schemes. There were negligible effects for neighbourhood trails, traffic tolls, national cycle networks, cycle paths.
Bird <i>et al</i> <sup>23</sup> (2013)	Individual	Systematic review	Of 46 included studies, 16 reported combined walking and cycling findings (none were cycling only). While the findings were mixed, they generally supported the inclusion of self-monitoring and intention formation techniques in future walking and cycling intervention design.
National Institute for Health and Care Excellence <sup>24</sup> (2012)	Policy Physical Environment Social Individual	Evidence review	Reviewed 47 studies. Evidence-based policy and planning recommendations highlighting the need to ensure high-level support from the health sector and that all relevant policies and plans consider (walking and) cycling. Local action recommendations to develop programmes, deliver community wide-programmes and for personalised travel planning. Recommendations to tackle the wider influences on (walking or) cycling including measures to reduce road dangers and reallocation of road space to create a more supportive environment.
Fraser <i>et al</i> <sup>25</sup> (2011)	Physical Environment	Systematic review	Reviewed 21 studies. Positive associations were identified between cycling and (i) presence of dedicated cycle routes or paths, (ii) separation of cycling from other traffic, (iii) high population density, (iv) short trip distance, (v) proximity of a cycle path or green space; and for children (vi) projects promoting 'safe routes to school'; negative environmental factors were (vii) perceived and objective traffic danger, (viii) long trip distance, (ix) steep inclines and (x) distance from cycle paths

Continued

Table 1 Continued

Study and year	Level of intervention in the ecological model	Review type	Main findings
Yang <i>et al</i> <sup>26</sup> (2010)	Physical Environment Social Individual	Systematic review	Reviewed 25 studies. An intensive individual-level intervention, high-quality improvements to a cycle route network, and multifaceted cycle promotion initiatives at town or city level were found to be associated with increases in cycling. Individualised marketing of 'environmentally friendly' modes of transport to interested households reported modest but consistent net effects.
Bauman <i>et al</i> <sup>6</sup> (2008)	Policy Physical Environment Social Individual	Literature review	Policy report with number of studies not stated. Interventions shown to be effective in increasing cycling included: mass marketing campaigns highlighting the benefits of cycling; bicycle education programmes to increase skills, confidence and safety; behaviour change initiatives to market alternatives to car use; cycling events to provide incentives for people to ride in a supportive environment particularly for novice riders; urban planning; improved bicycle infrastructure; and funding from all levels of government focused on increasing bicycle friendly design.
Ogilvie <i>et al</i> <sup>27</sup> (2004)	Physical Environment Social Individual	Systematic review	Reviewed 22 studies, Results were typically presented for walking and cycling combined with both controlled and uncontrolled designs. Some evidence that targeted programmes (including provision of bikes) led to travel behaviour change in motivated groups. There was inconclusive evidence for other intervention types such as publicity campaigns, engineering measures and financial incentives.

could implement. A micro-physical environment approach might include installing bike storage, shower facilities, or signage at a school, site or workplace and be feasible for implementation by individual groups and organisations. The reviews in table 1 reveal that the evidence for how to promote cycling at the micro-physical and the social and individual levels is less developed, is less conclusive in terms of findings and is currently an evidence gap.

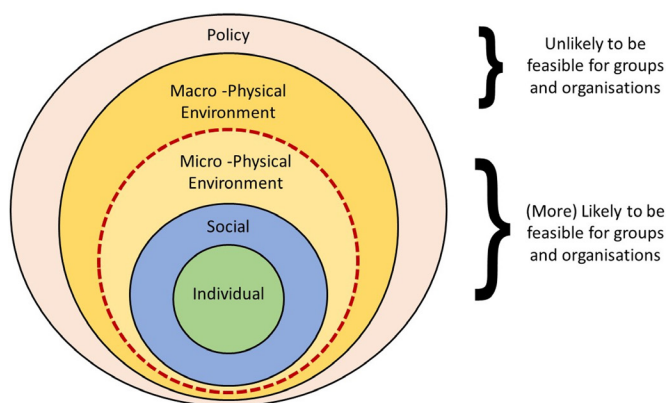
The evidence gap at micro-physical environment, social and individual levels is important for a number of reasons. As stated earlier, workplaces, schools and community organisations may find implementing programmes involving large infrastructure or policy change infeasible (and unaffordable). These decisions on the introduction of such work are typically in the remit of local or national authorities (eg, government, councils). In addition, Fell and Kivinen (2016) reported a widespread agreement in the literature that the most effective mechanisms for boosting cycling (and walking) comprise integrated and complementary packages of interventions, that is, at all levels of the ecological model. They state that 'Infrastructure is generally regarded as necessary but not sufficient to boost cycling'.<sup>17</sup> Therefore it is important to identify the feasible approaches that could act at

the individual, social and micro-physical environment levels to complement large-scale built environment interventions.

Therefore, despite the evidence presented in table 1, the full range of feasible and scalable approaches available to promote cycling at the individual, social and micro-physical environmental level to complement infrastructure and policy initiatives remains unclear. There is a need to develop, test and implement cycling interventions that can be delivered effectively, cost-effectively and at scale by groups and organisations to benefit population health. To inform such intervention development, a comprehensive map of all existing cycling promotion approaches is required. This includes those that have not yet undergone impact/outcome evaluation, or those with equivocal evaluation findings to date. This avoids what has been called the 'Dangerous Olive of Evidence' which refers to the phenomenon by which new interventions focus on what has already been extensively researched in controlled designs.<sup>18</sup> This would limit any future interventions to those interventions that are already known or are easy to evaluate, potentially acting as a barrier to novel and effective health promotion.

## Objectives

Based on the earlier arguments, we aimed to scope the literature and present what is known in terms of all possible ways to promote cycling at the individual, social and micro-physical environment levels that is, those that would be feasible for groups and organisations to implement. We mapped these actions according to broader identified action categories, and these categories were mapped to the nine intervention functions described by Michie *et al*.<sup>19</sup> This approach provides a broad menu of techniques and strategies, which could be used to inform the design of future interventions to promote cycling at levels below the macro-built environment.



**Figure 1** Representation of levels at which cycling promotion can occur highlighting the rationale for investigation at the micro-physical, social and individual levels of the ecological model. Levels within the dotted red line are (more) likely to be feasible for groups and organisations to implement; levels outside of the dotted line are unlikely to be feasible for implementation by groups and organisations.

**Table 2** Search terms for cycling promotion interventions

Cycling terms	Intervention terms
Bicycle, bike, biking, cycle hire, cycling, active commute, active transport, active travel, green commute, green transport, ecological commute, ecological transport, ecological travel, non-motorised travel, non-motorised travel, non-auto travel	Intervention, campaign, encourage, habit, impact, increase, pattern, policy, programme, project, promotion, scheme, shift, start, behaviour change, incentive, initiative, provision

**Table 3** Hypothetical example showing use of key terms

Study	Initiative	Function	Action Categories	Action Type	Description
Smith et al., (2017)	The "Cycle to Work" project	C. Incentivisation	C2. Financial	C2.4 Cash or vouchers for modal shift to cycling or increasing cycling	Financial incentives in the form of gift vouchers if participants attended a certain number of cycling sessions
		A. Education	A1. Increasing knowledge or understanding of benefits of cycling A3. Route planning/personal and individualised travel planning	A1.3 Information on health benefits of PA and cycling A3.2 Travel maps	Leaflet with statistics about reduced risk of diabetes in people who cycle Provision of maps showing local cycle route and travel options
		G. Environmental restructuring (physical context)	G1 Bicycle storage	G1.1 Provide bicycle storage facilities	Install bicycle racks at entrance to workplace

PA, physical activity.

## METHODS

### Design

Scoping review. We were guided by the established five-stage scoping review process proposed by Arksey and O'Malley.<sup>20</sup>

#### Stage 1: identifying the research question

The research question was refined and agreed by the study team, with a view to generating a map of cycling promotion actions that would inform the design, testing and/or implementation of cycling promotion initiatives. Our research question was: what are the different approaches that have been used at the individual, social or micro-physical environment level to try and promote cycling, and how do they map to the nine intervention functions described in Michie *et al*'s behaviour change wheel?<sup>19</sup>

#### Stage 2: identifying relevant studies

##### Data sources

- ▶ Online databases including: (Ovid (Medline), Ovid (Embase), SportDISCUS (Ebscohost), ProQuest, Web of Science).
- ▶ Searching reference list of existing reviews.
- ▶ Expert stakeholder consultation. This involved creating a contact list of international experts. Two of the authors (AC and SB) worked for the national governing body for cycling in Great Britain and were able to provide a comprehensive list of expert contacts beyond academic networks.

##### Search terms

Databases were searched (up to July 2018) for titles and abstracts that combined at least one 'cycling' term with at least one 'intervention' term (see table 2) within five words of each other. Appropriate truncation symbols and wild cards were used to account for variations of the search terms and maximise searches.

##### Terminology

Within the cycling promotion literature, and highlighted by the reviews in table 1, there is considerable inconsistency in the terminology used to describe and categorise activities to promote cycling. This is at both the broad level where terms such as initiative, tool and programme have been used, and when describing specific intervention components using terms such as actions and techniques. Similarly, attempts to categorise the main aim or type of intervention components have been inconsistent. While some studies have linked components to spatial or social categories, for example Winters *et al*,<sup>10</sup> this is not always the case. Therefore, to give a structure and framework for this review we operationalised the following terminology and hierarchy:

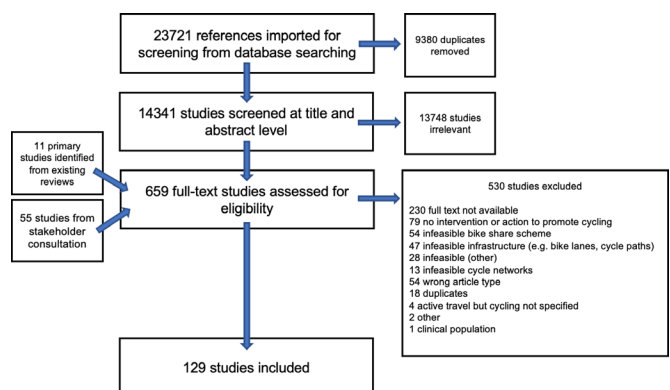
- ▶ Study: a report or article that describes a cycling promotion 'initiative'.
- ▶ Initiative: a project, intervention or policy that aims to increase cycling.
- ▶ Function: we utilised the nine over-arching intervention functions proposed by Michie *et al* to categorise the broadest, main approach of a cycling initiative. The nine functions were developed from a systematic review of 19 existing frameworks of behaviour change interventions and are as follows: education, persuasion, incentivisation, coercion, training, restriction, environmental restructuring, modelling and enablement.<sup>19</sup> These functions therefore represent what is currently the most comprehensive method to reliably classify activities that are aimed at changing behaviour using consistent and precise definitions.
- ▶ Action category: a collection of similar action types organised by function.
- ▶ Action type: a defined technique, initiative component, strategy, or approach found within 'initiatives' to increase cycling.

Table 3 provides a hypothetical example using these key terms. This shows that a given initiative can contain multiple actions which can be mapped to action categories organised under top level functions.

#### Stage 3: study selection

Studies were included if they met all of the following inclusion criteria:

- ▶ Research articles or reports published in English available as (any of):
  - Published in peer-reviewed academic journals.



**Figure 2** Flow diagram of study selection process.

Table 4 Action categories within each intervention function

Function definition from Michie <i>et al</i>	Action categories within function	Number of times actions identified within actions categories
<b>A. Education</b> Increasing knowledge or understanding	A1. Increasing knowledge or understanding of benefits of cycling	27
	A2. Increasing knowledge or understanding of cycling safety	23
	A3. Route planning/personal and individualised travel planning	44
	A4. Practical or instrumental information	4
	A5. Signposting to cycling-related contacts	1
	<b>Sub-total</b>	<b>99</b>
<b>B. Persuasion</b> Using communication to induce positive or negative feelings or stimulate action	B1. One-to-one counselling	8
	B2. Group counselling	2
	B3. Tailored intervention actions	13
	B4. Travel diaries with feedback	5
	B5. Mass media campaigns	21
<b>Sub-total</b>	<b>49</b>	
<b>C. Incentivisation</b> Creating expectation of reward	C1. Material	8
	C2. Financial	22
	C3. Points, prizes, gamification and challenges	38
	<b>Sub-total</b>	<b>68</b>
<b>D. Coercion</b> Creating expectation of punishment or cost	D1. Increased paid vehicle parking	3
	<b>Sub-total</b>	<b>3</b>
<b>E. Training</b> Imparting skills	E1. Practical cycling training courses and sessions	52
	E2. Cycle awareness training for vehicle drivers	1
	<b>Sub-total</b>	<b>53</b>
<b>F. Restriction</b> Using rules to reduce the opportunity to engage in target behaviour (or to increase the target behaviour by reducing the opportunity to engage in competing behaviours)	F1. Reducing free vehicle parking	2
	<b>Sub-total</b>	<b>2</b>
<b>G. Environmental restructuring</b> Changing the physical or social context	<i>Physical context</i>	
	G1. Bike storage	31
	G2. Bike maintenance facilities	6
	G3. Facilities for cyclists	13
	G4. Bike wheel channels on stairs	5
	G5. Safety features	8
	G6. Route signage	3
	<b>Sub-total</b>	<b>66</b>
	<i>Social context</i>	
	G7. Cycling-related personnel	8
	G8. Large events and mass participation	32
G9. Group cycling	27	
G10. Workplace or organisational policies	16	
<b>Sub-total</b>	<b>83</b>	
<b>H. Modelling</b> Providing an example for people to aspire to or imitate	H1. 'Buddying' systems	3
	<b>Sub-total</b>	<b>3</b>

Continued

Table 4 Continued

Function definition from Michie <i>et al</i>	Action categories within function	Number of times actions identified within actions categories
<b>I. Enablement</b> Increasing means/reducing barriers to increase capability or opportunity	I1. Provision of bike accessories	12
	I2. Provision of eBikes	4
	I3. Provision of bikes	26
	I4. Small-scale bike share schemes	5
	I5. Provision of bike maintenance	11
	<b>Sub-total</b>	<b>58</b>
<b>Overall total</b>	<b>484</b>	

- Dissertations, or PhD/Master's theses.
- Publicly available reports or evaluation reports.

► Described an initiative that aimed to promote cycling (this could be primary, secondary or tertiary aim; study had to explicitly state this aim, or imply it by measuring cycling-related outcomes).

Both quantitative and qualitative studies were eligible and studies from any geographical location or setting that included any age group or sex were included if they met the inclusion criteria. Studies that gave no description of the cycling initiative, or were editorials, opinion pieces or reports of hypothetical initiatives were excluded.

#### Stage 4: Charting the data

For each initiative, key information from the relevant included studies was extracted into a standard data form (using Microsoft Excel). Information extracted included author, year, location, design, sample size and characteristics, setting, scale, initiative characteristics (including function, action category and action), outcome measures and findings, and delivery costs and economic evaluation (where available).

#### Stage 5: Collating, summarising and reporting the results

The analytic framework for collating the data was based on describing presence and categorisation of functions, action categories and actions within the identified cycling initiatives.

## RESULTS

After removing duplicates, a total of 14 407 studies were identified for screening from a combination of searching databases (n=14 341), reference lists of existing systematic reviews (n=11) and stakeholder consultation (n=55) (see figure 2). Ultimately, 129 studies were included in the final analysis. See online supplementary file 1 for the list of included studies with basic study characteristics. Detailed data extraction by study is presented in online supplementary file 2. These resources can be used to identify the original empirical report for each action type and find out more detail about specified action types in each initiative.

#### Descriptive characteristics

In total, these 129 studies described 145 initiatives that took place across 20 different countries. 101 studies (78%) were from peer-reviewed journals and 28 (22%) were from 'grey literature' sources. Twelve studies (9%) came from stakeholder consultation and all were classified as grey literature. The majority of initiatives took place in the UK (n=45; 31%), USA (n=38; 26%) and Australia (n=18; 12%) with the remaining

**Table 5** Descriptions and frequencies of cycling action types under the education function

A. Education					
Code	Action category	Code	Action type	No of times action type used	Percentage of overall actions
<b>A1</b>	<b>Increasing knowledge or understanding of benefits of cycling</b>			<b>27</b>	<b>5.5</b>
		A1.1	Information on general (combined or unspecified) benefits of PA and cycling	15	3.1
		A1.2	Information on environmental impact and carbon offset of cycling	5	1
		A1.3	Information on health benefits of PA and cycling	4	0.8
		A1.4	Information on cost benefits of cycling	2	0.4
		A1.5	Information on time-saving benefits of cycling	1	0.2
<b>A2</b>	<b>Increasing knowledge or understanding of cycling safety</b>			<b>23</b>	<b>4.7</b>
		A2.1	Information on safety of cycling	5	1
		A2.2	Information on how to cycle safely	16	3.3
		A2.3	Acting out travel scenes	2	0.4
<b>A3</b>	<b>Route planning/personal and individualised travel planning</b>			<b>44</b>	<b>8.6</b>
		A3.1	Accessibility of local route options	8	1.7
		A3.2	Travel maps	20	4.1
		A3.3	Safe route maps	6	1.2
		A3.4	Digital cycling applications	7	1.4
		A3.5	Information website or application	3	0.6
<b>A4</b>	<b>Practical or instrumental information</b>			<b>4</b>	<b>0.8</b>
		A4.1	Local showering options	1	0.2
		A4.2	Local storage options	2	0.4
		A4.3	General practical information (eg, 'everything you need to know about cycling to work' booklet)	1	0.2
<b>A5</b>	<b>Signposting to cycling-related contacts</b>			<b>1</b>	<b>0.2</b>
		A5.1	Provide useful cycling-related contact telephone numbers	1	0.2
			<b>Total in 'Education'</b>	<b>99</b>	<b>20.5</b>

PA, physical activity.

44 initiatives (30%) coming from 17 countries (mainly European countries but also Brazil, Canada, Columbia and New Zealand). The initiatives were implemented across a range of

settings including school (n=38; 26%), community (n=27; 18%) and workplace (n=22; 15%). Initiatives were frequently implemented in multiple settings (n=32; 22%), with online

**Table 6** Descriptions and frequencies of cycling actions under the persuasion function

B. Persuasion					
Code	Action category	Code	Action type	No of times action type used	Percentage of overall actions
<b>B1</b>	<b>One-to-one counselling</b>			<b>8</b>	<b>2</b>
		B1.1	Barrier identification and solutions	6	1.4
		B1.2	Offering motivation to alter travel behaviour	2	0.4
<b>B2</b>	<b>Group counselling</b>			<b>2</b>	<b>0.4</b>
		B2.1	Group counselling to increase cycling	2	0.4
<b>B3</b>	<b>Tailored intervention actions</b>			<b>13</b>	<b>2.7</b>
		B3.1	Tailored phone calls to nudge behaviour change	1	0.2
		B3.2	Tailored letters	4	0.8
		B3.3	Tailored messaging	8	1.7
<b>B4</b>	<b>Travel diaries with feedback</b>			<b>5</b>	<b>1</b>
		B4.1	Individualised travel diaries with feedback	5	1
<b>B5</b>	<b>Mass media campaigns</b>			<b>21</b>	<b>4.4</b>
		B5.1	Media promoting specific project	11	2.3
		B5.2	Media promoting cycling in general	9	1.9
		B5.3	Media discouraging car use	1	0.2
			<b>Total in 'Persuasion'</b>	<b>49</b>	<b>10.5</b>

**Table 7** Descriptions and frequencies of cycling actions under the incentivisation function

C. Incentivisation					
Code	Action category	Code	Action type	No of times action type used	Percentage of overall actions
<b>C1</b>	<b>Material</b>			<b>8</b>	<b>1.6</b>
		C1.1	Bikes for attending sessions	1	0.2
		C1.2	Branded goods (pens, pencils, hats) for cycling	3	0.6
		C1.3	Food and prizes for cycling on designated days	1	0.2
		C1.4	Time off work for cycling	2	0.4
		C1.5	Vehicle scrappage including a bike rebate	1	0.2
<b>C2</b>	<b>Financial</b>			<b>22</b>	<b>4.5</b>
		C2.1	Subsidy, salary sacrifice, tax free loan for buying bicycle	4	0.8
		C2.2	Subsidy, salary sacrifice, tax free loan for buying equipment	1	0.2
		C2.3	Retail and repair cost discounts for cycling	3	0.6
		C2.4	Cash or vouchers for modal shift to cycling or increasing cycling	9	1.9
		C2.5	Bike vouchers	2	0.4
		C2.6	Free bike service for taking part	1	0.2
		C2.7	Cycling-related gifts	2	0.4
<b>C3</b>	<b>Points, prizes, gamification and challenges</b>			<b>38</b>	<b>7.8</b>
		C3.1	Goal setting, targets and challenges	12	2.5
		C3.2	Reward schemes for cycling	3	0.6
		C3.3	Awards, certificates or acknowledgements	1	0.2
		C3.4	Leaderboards and prizes	10	2.1
		C3.5	Within workplace/school team challenge	6	1.2
		C3.6	Between workplace/school team challenge	4	0.8
		C3.7	Active games (such as Beat the Street)	2	0.4
			<b>Total in 'Incentivisation'</b>	<b>68</b>	<b>14.5</b>

**Table 8** Descriptions and frequencies of cycling actions under the coercion function

D. Coercion					
Code	Action category	Code	Action type	No of times action type used	Percentage of overall actions
<b>D1</b>	<b>Increased paid vehicle parking</b>			<b>3</b>	<b>0.6</b>
		D1.1	Expand paid car park	1	0.2
		D1.2	Increase car parking charges	1	0.2
		D1.3	Parking infringements enforced by parking officers	1	0.2
			<b>Total in 'Coercion'</b>	<b>3</b>	<b>0.1</b>

**Table 9** Descriptions and frequencies of cycling actions under the training function

E. Training					
Code	Action category	Code	Action type	No of times action type used	Percentage of overall actions
<b>E1</b>	<b>Practical cycling training courses and sessions</b>			<b>52</b>	<b>8.6</b>
		E1.1	Skills and proficiency training and courses	33	6.8
		E1.2	Safety training and courses	10	2.1
		E1.3	General (both skills and safety or unspecified) cycle training and courses	8	1.7
		E1.4	Independent skills practice	1	0.2
<b>E2</b>	<b>Cycle awareness training for vehicle drivers</b>			<b>1</b>	<b>0.2</b>
		E2.1	Cycle awareness training for drivers	1	0.2
			<b>Total in 'Training'</b>	<b>53</b>	<b>11</b>

(n=3; 2%), university (n=4; 3%), home (n=13; 9%) and other (n=6; 4%) making up the remainder. In terms of target age, n=65 (48%) initiatives focused on adults, n=38 (26%) on children, n=1 (<1%) on older adults and n=42 (29%) on multiple age groups.

### Outcome evaluation

Of the 145 initiatives, 119 (82%) included outcome evaluation: 74 (51%) measured only cycling as an outcome, 15 (10%) measured only antecedents of cycling, for example, intent to cycle

**Table 10** Descriptions and frequencies of cycling actions under the restriction function

F. Restriction					
Code	Action category	Code	Action type	No of times action type used	Percentage of overall actions
F1	Reducing free vehicle parking			2	0.4
		F1.1	Reduce number of vehicle parking spaces	1	0.2
		F1.2	Removal of car 'drop off' zone	1	0.2
		Total in 'Restriction'		2	0.4

**Table 11** Descriptions and frequencies of cycling actions under the environmental restructuring function

G. Environmental restructuring					
Code	Action category	Code	Action type	No of times action type used	Percentage of overall actions
Changing the physical environment					
G1	Bike storage			31	6.4
		G1.1	Provide bike storage facilities	31	6.4
G2	Bike maintenance facilities			6	1.2
		G2.1	Tools, workshop area, stands for bike repair and maintenance (free)	4	0.8
		G2.2	Vending machines for bicycle repair supplies (paid)	2	0.4
G3	Facilities for cyclists			13	2.7
		G3.1	Dry cleaning and laundry services	1	0.2
		G3.2	Changing facilities (eg, showers, lockers)	12	2.5
G4	Bike wheel channels on stairs			5	1
		G4.1	Provide stair bike wheel channels	5	1
G5	Safety features			8	1.6
		G5.1	Security cameras at bike parking	5	1
		G5.2	Improved lighting on cycle routes	3	0.6
G6	Route signage			3	0.6
		G6.1	Instal route signage	3	0.6
		Total in physical environment		66	13.6
Changing the social environment					
G7	Cycling-related personnel			8	1.6
		G7.1	Crossing guards	1	0.2
		G7.2	School or workplace travel plan coordinators	5	1
		G7.3	School traffic patrols	1	0.2
		G7.4	Employment of external cycling instructor	1	0.2
G8	Large events and mass participation			32	12.2
		G8.1	Bike to work or school days	16	3.3
		G8.2	Cycling festivals (eg, including prize draws and demonstration of bikes)	3	0.6
		G8.3	Large organised cycling events	13	2.7
G9	Group cycling			27	
		G9.1	Led group bike rides	19	3.9
		G9.2	'Bike buses' (organised group travel to/from school or work)	8	1.7
G10	Workplace or organisational policies			16	3.3
		G10.1	General workplace or organisational policies	3	0.6
		G10.2	Workplace or school travel plans	10	2.1
		G10.3	Organisation task force on cycling	2	0.4
		G10.4	Training internal staff to become certified cycling instructor	1	0.2
		Total in social environment		83	17.1

or attitude towards cycling, 20 (14%) measured both cycling and one or more antecedent and 13 (9%) measured general active travel or physical activity where cycling-related outcomes were not able to be isolated. 45 (31%) provided cost data, and 9 (6%) conducted an economic evaluation. Further details are reported in the online supplementary file 1.

### Functions, action categories and action types

From the 145 initiatives, across the nine intervention functions, we identified 33 distinct action categories and 93 independent

action types (see table 4). In total, there were 484 instances of one of the 93 action types. The number of action types to promote cycling in each initiative ranged from one to a maximum of 10, with the mean number of actions types being 3.3 per initiative (median=3).

Environmental restructuring had 10 independent action categories (the highest of the nine intervention functions). Education, enablement and persuasion were next with five action categories each. Conversely, modelling, restriction and coercion only had one action category each.



**Table 12** Descriptions and frequencies of cycling actions under the modelling function

H. Modelling					
Code	Action category	Code	Action type	No of times action type used	Percentage of overall actions
H1	'Buddying' systems			3	0.6
		H1.1	Bike mentoring—pairing less experienced cyclist with more experienced cyclist	2	0.4
		H1.2	Online eBuddy system	1	0.2
<b>Total in 'Modelling'</b>				<b>3</b>	<b>0.6</b>

The action categories are further described in terms of their component actions types in tables 5–13. These tables report each of the 93 action types by action category and intervention function. We also report the number of times each action type was identified in the 145 included initiatives.

The full comprehensive map of functions, action categories and actions to promote cycling is shown in figure 3. This depicts visually the functions that have more variation and a greater number of independent action options to promote cycling (eg, education and environmental restructuring) compared with those with limited actions to choose from (eg, modelling, restriction or coercion).

## DISCUSSION

This is the first study to comprehensively map, and categorise at various levels, the range of cycling promotion actions that could be implemented by groups and organisations to promote cycling. We found that there is a broad spectrum of action types used to promote cycling and these can be organised by action categories and further mapped to the nine intervention functions proposed by Michie *et al.*<sup>19</sup> Environmental restructuring, education, enablement and persuasion were the functions with the most different action categories and subsequent action types. Modelling, restriction and coercion had the fewest action categories

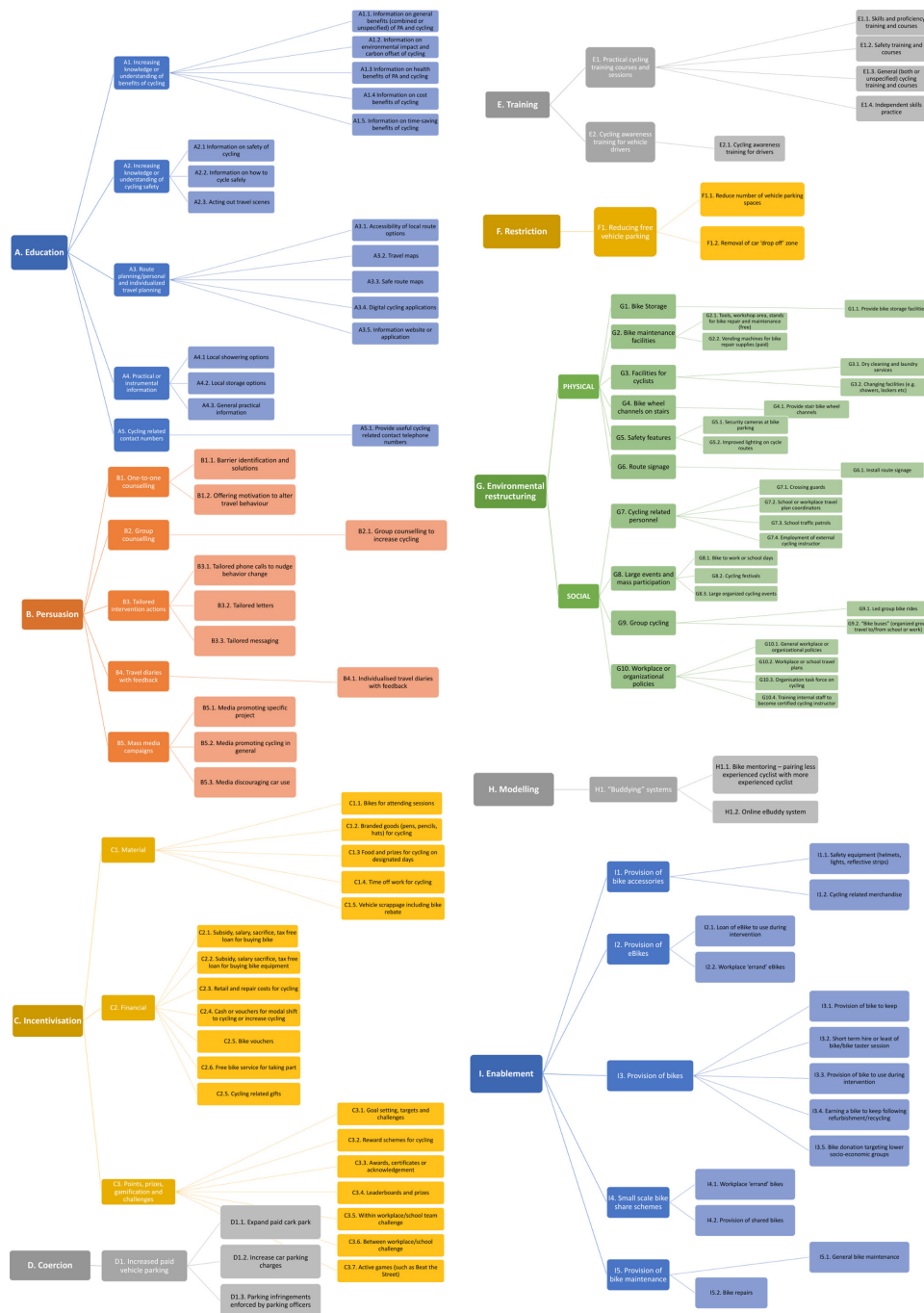
and action types. These actions types have demonstrated feasibility as our inclusion criteria was documented reporting of their use. However, as most identified initiatives included multiple actions, the effectiveness of each specific action and relative effectiveness to each other remains unclear, and an area for future investigation.

This paper is the first to map cycling promotion actions that could be considered feasible for individual groups and organisations (eg, employers, schools) to implement. Importantly, as it is not an 'effectiveness review' it will not be biased to those initiatives (and actions) that are easier or cheaper to test and evaluate, or those that have historically been selected for initiatives. As a result (to the best of our knowledge), it includes a far more detailed and comprehensive map of action types and action categories than has been published before. However, as a consequence, we are unable to report on effectiveness of the specific actions. This is in contrast to reviews such as Fell and Kivinen<sup>17</sup> though these generally report effectiveness of initiatives, rather than their component actions.

There are a number of strengths of our approach. We have provided a comprehensive map to inform design, implementation and evaluation of cycling promotion initiatives. This will be a critical tool for individual groups and organisations planning to promote cycling or test approaches. Our map could be

**Table 13** Descriptions and frequencies of cycling actions under the enablement function

I. Enablement					
Code	Action category	Code	Action	No of times action type used	Percentage of overall actions
I1	Provision of bike accessories			12	2.5
		I1.1	Safety equipment (helmets, lights, reflective strips)	11	2.3
		I1.2	Cycling-related merchandise	1	0.2
I2	Provision of eBikes			4	0.8
		I2.1	Loan of eBike to use during intervention	3	0.6
		I2.2	Workplace 'errand' eBikes	1	0.2
I3	Provision of bikes			26	5.4
		I3.1	Provision of bike to keep	2	0.4
		I3.2	Short-term hire or lease of bike/bike taster session	9	1.9
		I3.3	Provision of bike to use during intervention	5	1
		I3.4	Earning a bike to keep following refurbishment/recycling	3	0.6
		I3.5	Bike donation targeting lower socioeconomic groups	7	1.4
I4	Small-scale bike share schemes			5	0.8
		I4.1	Workplace 'errand' bikes	3	0.6
		I4.2	Provision of shared bikes	2	0.4
I5	Provision of bike maintenance			11	2.3
		I5.1	General bike maintenance	9	1.9
		I5.2	Bike repairs	2	0.4
<b>Total in 'Enablement'</b>				<b>58</b>	<b>12.2</b>



**Figure 3** Map of cycling promotion functions, action categories and action types.

used by a broad range of stakeholders from workplaces (small and large, national and local), schools, community groups and local charities to develop feasible cycling interventions aimed at addressing the specific barriers to cycling participation in their local context. It could inform future intervention testing, and the application of novel (and novel combinations of) approaches to context and setting specific barriers. The map can also be used to find out more about specified actions by using online supplementary file 1 to identify the original empirical report of this action.

A worked example showing the application of our review findings is shown in online supplementary file 3. Once locally relevant barriers to cycling have been identified, appropriate intervention functions can be selected from the nine possible

options. Michie *et al* state that a theoretical understanding of the behaviour in question (here cycling) can be used to determine which of the intervention functions are likely to be effective.<sup>19</sup> Our action map can then be used to identify the range of options available under this intervention function to address this barrier. It is up to the local cycling promotion to select the most appropriate and feasible actions based on factors such as local context, existing support, resource availability and recipient preferences.

It is a strength that we have mapped actions using the intervention functions component of the behaviour change wheel.<sup>19</sup> The behaviour change wheel is an evidence-based framework that has been used extensively, and by organising the actions in this way stakeholders will be able to identify potential strategies to overcome known barriers in their own local contexts. We

acknowledge that, as per the authors' definition of an intervention function,<sup>19</sup> it may be possible for a specific action type to be placed under more than one function. However, it was possible in all instances to classify actions to one main function by linking the authors' description to the most appropriate intervention function definition.

All the interventions included in this review have been demonstrated to be feasible to implement in at least one context, but we have not reported on effectiveness in our map. We believe that this is a strength, as to have done so would have introduced bias as previously discussed and limited the breadth of the identified actions. In addition, we were scoping at the level of specific action types and most initiatives incorporated multiple actions (mean of 3.3 actions), while effectiveness (if reported) would be at the study/initiative level. As studies rarely reported effectiveness of an individual action, attempting to attribute effect to a single action in an initiative is problematic. As recently reported in an examination of methods to determine the effectiveness of behaviour change techniques, this process is inherently difficult to perform due to limitations of the possible methods such as meta-regression or meta-classification and regression trees (CART).<sup>21</sup> Thus, the utility of attempting to associate cycling actions and effectiveness within this review would be limited. In the future, with large enough samples (of identified initiatives), meta-regression techniques may allow such study, but it was not the aim of this review.

There are also a number of limitations to consider. Perhaps most importantly this review was limited to studies published in the English language. We think it is reasonable to assume there is extensive cycling promotion activity in settings such as South America, Continental Europe and China. However, reports of such promotion were not identified in our searches. These areas are therefore under-represented, with a strong bias to the UK, USA and Australia (as reported earlier). It should be noted that UK, USA and Australia are countries with relatively low levels of cycling compared with, for example, certain European countries. It was a pragmatic decision to have the language criterion based on time and resource. While this is consistent with the scoping review process, it is very likely that some initiatives from countries where English is not the first language were missed.

Our review does not provide detailed information on the prevalence or frequency of different cycling promotion initiatives. For example, we identified 16 'bike to work day' reports and one instance of parking restrictions. It is (almost) certain that there are many more of these (and all included actions) taking place globally. Our criteria stated that to be included, actions had to have been described in a study (or publicly available report) and therefore we can give some indication about how often they are written about, but not how often they are being implemented. Despite contacting a broad spectrum of stakeholders, this only contributed 22% of the included studies, which is unlikely to be a true representation of all initiatives. There is therefore likely to be reporting bias in terms of frequency of action types in our findings.

Future research should explore what actions and combination of actions may be most effective and cost effective for scalable, equitable and sustainable promotion of cycling. This research should consider context and setting. For example, do education actions have differential effects depending on whether good macro-infrastructure such as segregated cycle lanes is already in place? Or does skills training have differential effects by age, gender or current health status? Future research could

also consider the interaction between action types and innovative design factors such as co-creation; do recipients prefer and choose different actions to those tasked with implementing these actions? And does addressing this impact success? Further, it is not clear how delivery models that are online, via phone, or face to face for relevant action types for example, education or incentivisation actions changes effects.

In conclusion, we have produced a comprehensive map of actions to inform the design, implementation and evaluation of cycling promotion interventions. This is the first such map and shows a broad range of action types demonstrated as feasible to implement within organisational/group-based initiatives. Our map provides an important tool for communities, employers, practitioners and researchers to use in designing interventions to increase cycling in their own contexts locally, nationally and internationally.

### What is already known?

- ▶ It is well established that cycling is beneficial for health and well-being, as well as being a more environmentally sustainable form of travel than motorised vehicles.
- ▶ There is good evidence for large-scale environmental restructuring (eg, building cycle networks) as being effective to promote population levels of cycling.
- ▶ Less is known about how to promote cycling at individual, group and organisational levels (ie, the actions that may be feasible for workplaces or schools).

### What are the key findings?

- ▶ This review has identified 93 'Actions' to promote cycling that have been previously implemented and could be used to construct interventions.

**Twitter** Paul Kelly @narrowboat\_paul

**Acknowledgements** We would like to thank Marshall Dozier for technical support, and Niamh Hart for research assistance. We would also like to thank Lynn Sloman, Andy Cope and Keith Irving.

**Contributors** PK, GB and CW led the work. PK, CG, JG, AC, HC, GL and GB conceptualised and designed the review. CW led the searching, study selection and data charting with SB and GB. CW, GL and HC led reporting and categorisation development with CG and JG. PK led the writing of this manuscript with all authors contributing to analysis, interpretation and discussion through multiple meetings and drafts.

**Funding** This work was funded by British Cycling and HSBC-UK as part of the Cycle Nation Project.

**Competing interests** None declared.

**Patient consent for publication** Not required.

**Provenance and peer review** Not commissioned; externally peer reviewed.

**Open access** This is an open access article distributed in accordance with the Creative Commons Attribution Non Commercial (CC BY-NC 4.0) license, which permits others to distribute, remix, adapt, build upon this work non-commercially, and license their derivative works on different terms, provided the original work is properly cited, appropriate credit is given, any changes made indicated, and the use is non-commercial. See: <http://creativecommons.org/licenses/by-nc/4.0/>.

### ORCID iD

Paul Kelly <http://orcid.org/0000-0003-1946-9848>

### REFERENCES

- 1 Oja P, Titze S, Bauman A, *et al*. Health benefits of cycling: a systematic review. *Scand J Med Sci Sports* 2011;21:496–509.

- 2 Laird Y, Kelly P, Brage S, *et al.* *Cycling and walking for individual and population health benefits: a rapid evidence review for health and care system decision-makers.* Public Health England, 2018.
- 3 Kelly P, Kahlmeier S, Götschi T, *et al.* Systematic review and meta-analysis of reduction in all-cause mortality from walking and cycling and shape of dose response relationship. *Int J Behav Nutr Phys Act* 2014;11:132.
- 4 Kahlmeier S, Cavill N, Dinsdale H. *Health economic assessment tools (HEAT) for walking and for cycling. Methodology and user guide. Economic assessment of transport infrastructure and policies 2011.* Copenhagen: World Health Organization Europe, 2014.
- 5 Bauman AE, Rissel C, Garrard J. *Cycling: getting Australia moving: barriers, facilitators and interventions to get more Australians physically active through cycling: cycling promotion fund.* Melbourne, 2008.
- 6 Sallis JF, Bauman A, Pratt M. Environmental and policy interventions to promote physical activity. *Am J Prev Med* 1998;15:379–97.
- 7 Community Preventive Services Task Force. Physical activity: built environment approaches combining transportation system interventions with land use and environmental design. *The Community Guide* 2016.
- 8 Mayne SL, Auchincloss AH, Michael YL. Impact of policy and built environment changes on obesity-related outcomes: a systematic review of naturally occurring experiments. *Obes Rev* 2015;16:362–75.
- 9 Kärmeniemi M, Lankila T, Ikäheimo T, *et al.* The built environment as a determinant of physical activity: a systematic review of longitudinal studies and natural experiments. *Ann Behav Med* 2018;52:239–51.
- 10 Winters M, Buehler R, Götschi T. Policies to promote active travel: evidence from reviews of the literature. *Curr Environ Health Rep* 2017;4:278–85.
- 11 Giles-Corti B, Vernez-Moudon A, Reis R, *et al.* City planning and population health: a global challenge. *Lancet* 2016;388:2912–24.
- 12 Hunter RF, Christian H, Veitch J, *et al.* The impact of interventions to promote physical activity in urban green space: a systematic review and recommendations for future research. *Soc Sci Med* 2015;124:246–56.
- 13 Panter J, Guell C, Humphreys D, *et al.* Title: can changing the physical environment promote walking and cycling? A systematic review of what works and how. *Health Place* 2019;58:102161.
- 14 Stewart G, Anokye NK, Pokhrel S. What interventions increase commuter cycling? A systematic review. *BMJ Open* 2015;5:e007945.
- 15 Savan B, Cohlmeier E, Ledsham T. Integrated strategies to accelerate the adoption of cycling for transportation. *Transp Res Part F Traffic Psychol Behav* 2017;46:236–49.
- 16 Porter AK, Kohl HW, Salvo D. Dose-Response association of workplace facilities and policies with commuter bicycling among adults. *J Transp Health* 2019;14. doi:10.1016/j.jth.2019.100603. [Epub ahead of print: 30 Jul 2019].
- 17 Fell D, Kivinen E. Investing in Cycling & Walking: Rapid Evidence Assessment. In: Lyndhurst B, ed. *A report for the department for transport*, 2016.
- 18 Rutter H. *The dangerous olive of evidence and stop chasing innovation*, 2016.
- 19 Michie S, van Stralen MM, West R. The behaviour change wheel: a new method for characterising and designing behaviour change interventions. *Implement Sci* 2011;6:42.
- 20 Arksey H, O'Malley L. Scoping studies: towards a methodological framework. *Int J Soc Res Methodol* 2005;8:19–32.
- 21 Michie S, West R, Sheals K, *et al.* Evaluating the effectiveness of behavior change techniques in health-related behavior: a scoping review of methods used. *Transl Behav Med* 2018;8:212–24.
- 22 Scheepers CE, Wendel-Vos GCW, den Broeder JM, *et al.* Shifting from CAR to active transport: a systematic review of the effectiveness of interventions. *Transp Res Part A Policy Pract* 2014;70:264–80.
- 23 Bird EL, Baker G, Mutrie N, *et al.* Behavior change techniques used to promote walking and cycling: a systematic review. *Health Psychol* 2013;32:829–38.
- 24 National Institute for Health and Clinical Excellence. *Physical activity: walking and cycling (PH41)*. London, 2012.
- 25 Fraser SDS, Lock K. Cycling for transport and public health: a systematic review of the effect of the environment on cycling. *Eur J Public Health* 2011;21:738–43.
- 26 Yang L, Sahlqvist S, McMinn A, *et al.* Interventions to promote cycling: systematic review. *BMJ* 2010;341:c5293.
- 27 Ogilvie D, Egan M, Hamilton V, *et al.* Promoting walking and cycling as an alternative to using cars: systematic review. *BMJ* 2004;329:763.